

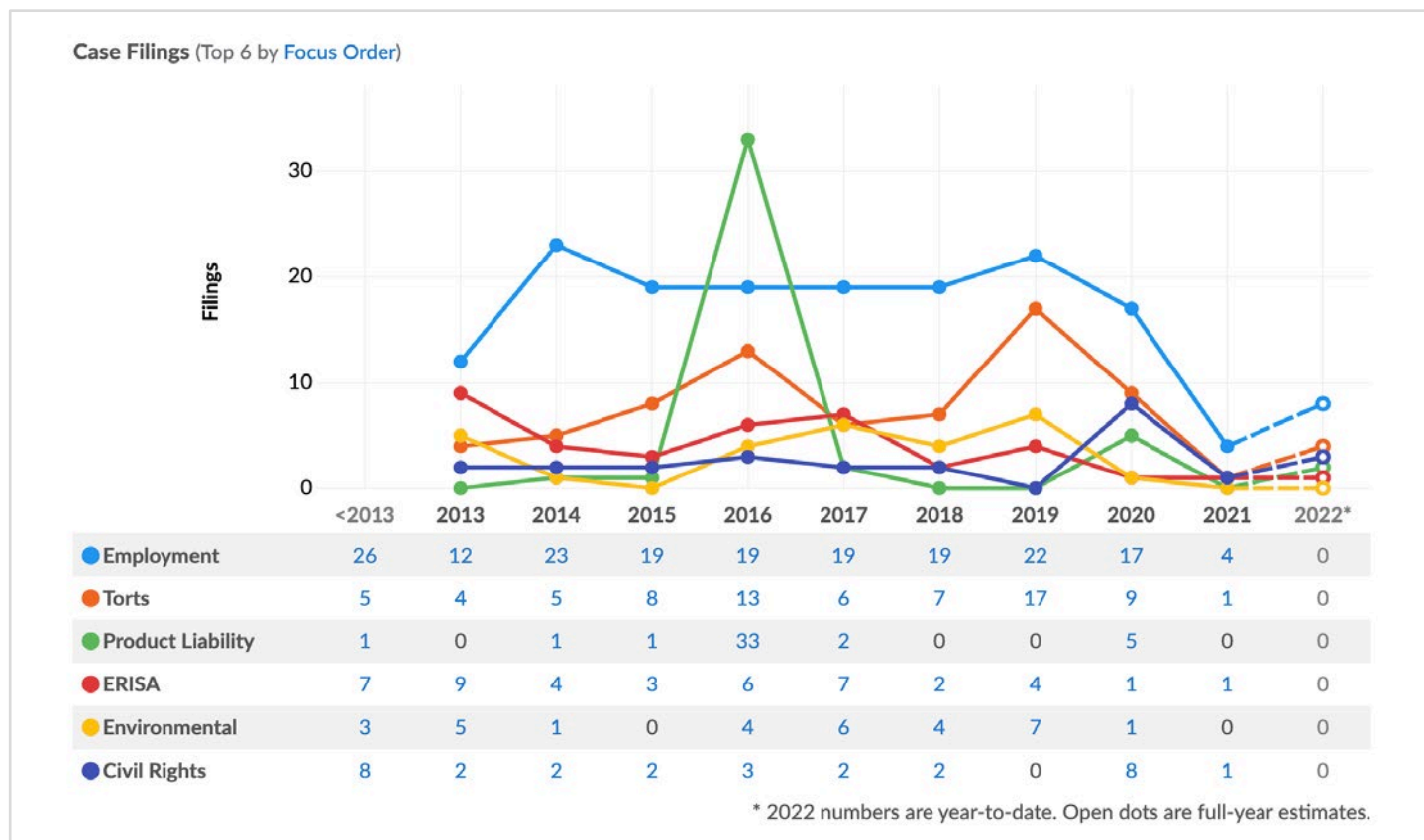
Lex Machina's Legal Analytics on Judge Ketanji Brown Jackson

On February 25, 2022, President Biden nominated Judge Ketanji Brown Jackson to the Supreme Court. Lex Machina has compiled Legal Analytics on Judge Jackson's tenure as a district court judge in the U.S. District Court for the District of Columbia (the "D.D.C."). As a sneak peek into its upcoming appellate analytics release, Lex Machina has also included Judge Jackson's reversal rates during her time as a district court judge in the D.D.C.

<u>Biographical Information</u>	
Name	Ketanji Brown Jackson
Age	52 years (born 1970)
Nominated By	President Barack Obama
Commissioned	2013-03-26
Retired	2021-06-17
Tenure	8 years (Retired)

CASE FILINGS

During Judge Jackson’s tenure as district court judge in the D.D.C., she presided over 1,278 cases.



Of these cases, the practice area with the highest number of cases before Judge Jackson was employment with 180 cases, followed by torts with 75 cases.

During the same time period as Judge Jackson’s tenure serving as a D.D.C. district court judge, there were 24,641 cases pending in the D.D.C.

Judge Jackson heard 5% of the total number of D.D.C. cases during her tenure and was one of the top five most active judges during that time.

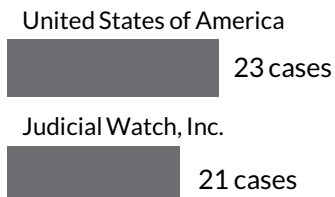
District Judges		
Rudolph Contreras	2,559	10%
Amy Berman Jackson	1,408	6%
Colleen Kollar-Kotelly	1,364	6%
Ketanji Brown Jacks...	1,278	5%
Emmet G. Sullivan	1,265	5%

MOST ACTIVE PARTIES

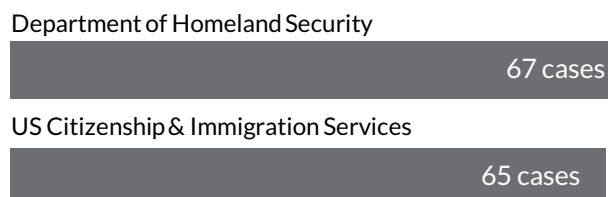
The most active plaintiff before Judge Jackson was the United States of America with 23 cases. The next most active plaintiff was Judicial Watch, Inc. with 21 cases.

The most active defendant involved in cases before Judge Jackson was the Department of Homeland Security, who had 67 cases filed against it. The second most active defendant was the United States Citizenship and Immigration Services with 65 cases.

MOST ACTIVE PLAINTIFFS



MOST ACTIVE DEFENDANTS

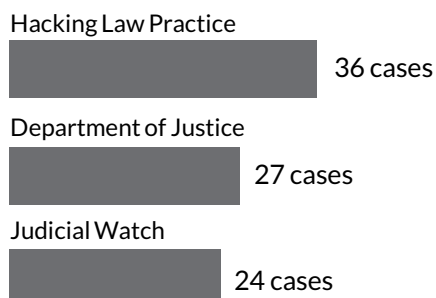


MOST ACTIVE LAW FIRMS

The most active law firms representing plaintiffs before Judge Jackson were Hacking Law Practice with 36 cases, followed by the Department of Justice with 27 cases and then Judicial Watch with 24 cases.

The Department of Justice represented the most defendants before Judge Jackson in 611 cases, followed by the District of Columbia with 66 cases and then Perkins Coie with 34 cases.

REPRESENTING PLAINTIFFS

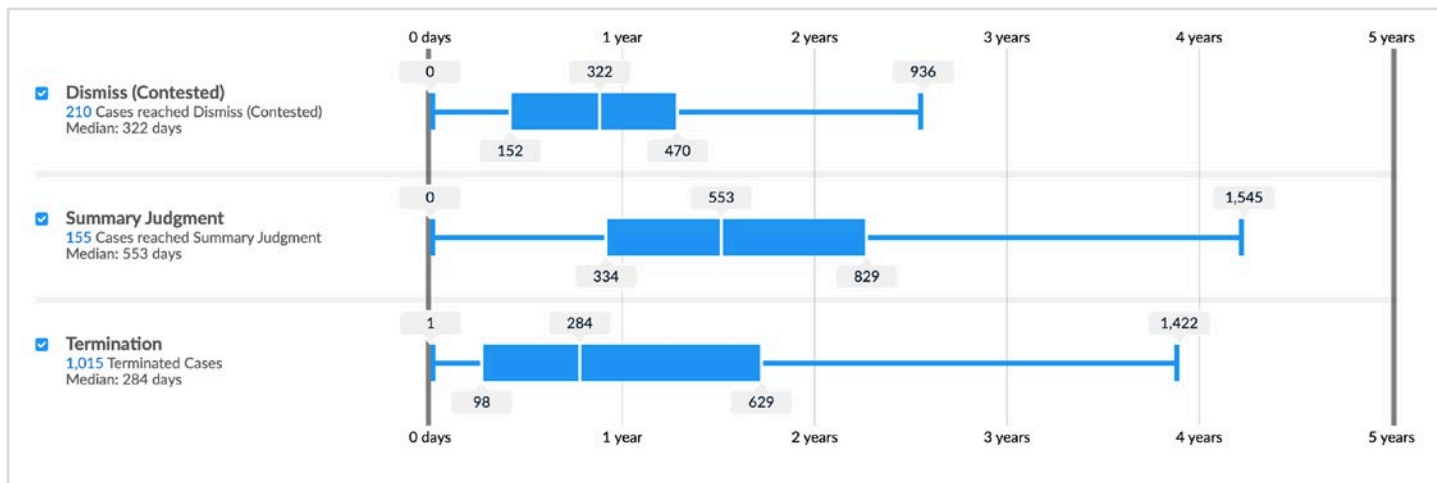


REPRESENTING DEFENDANTS



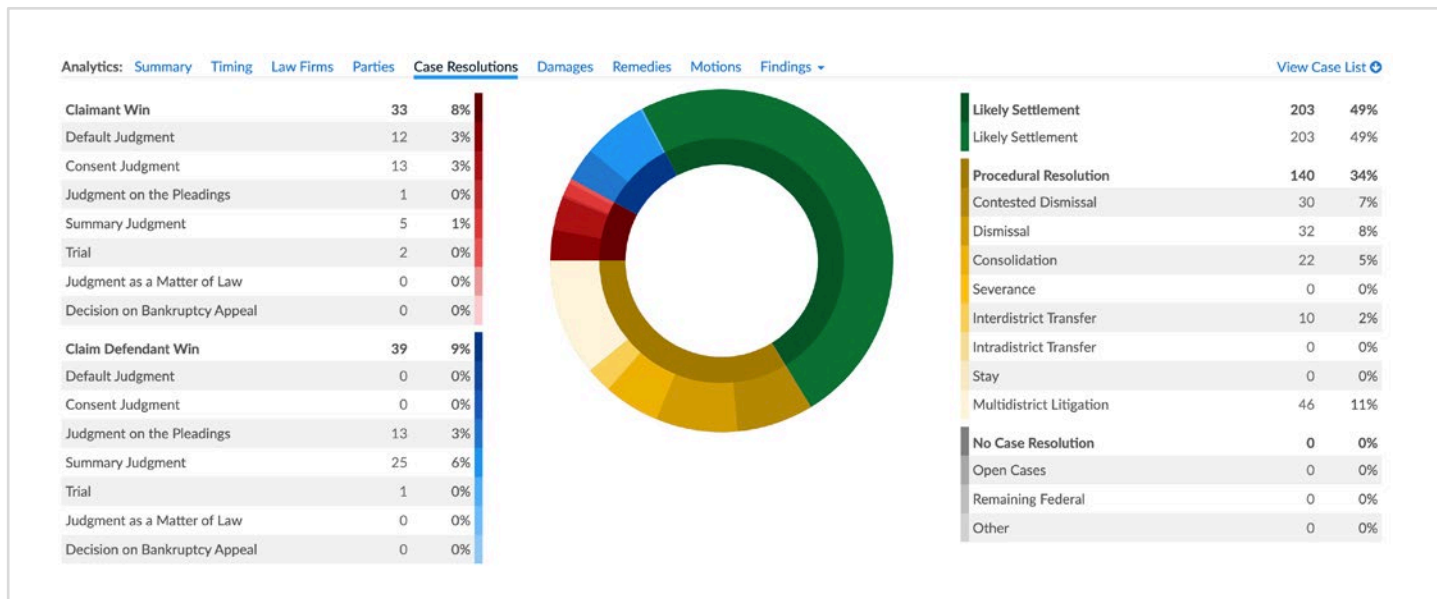
MEDIAN TIME TO KEY MILESTONES

For cases terminated by Judge Jackson, the median time to summary judgment was 553 days (approximately a year and a half), the median time to dismissal was 322 days (just under a year), and the median time to termination was 284 days (under a year).



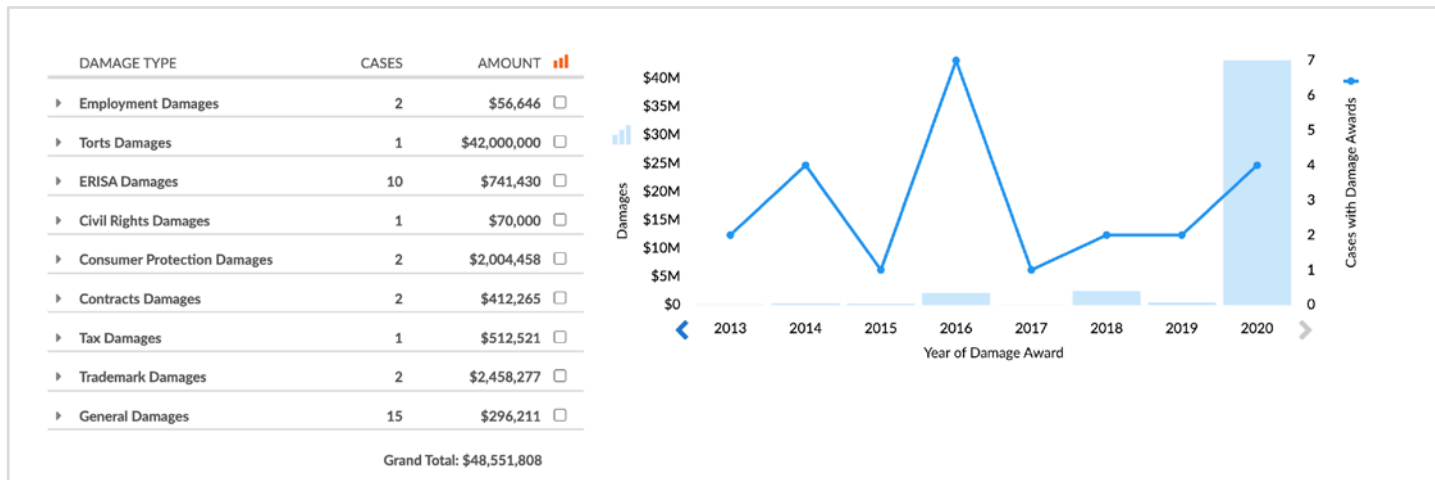
CASE RESOLUTIONS

For cases terminated by Judge Jackson, 49% were resolved by likely settlement, 34% were resolved by procedural resolution, 8% were resolved in a claimant win, and 9% were resolved in a claim defendant win.



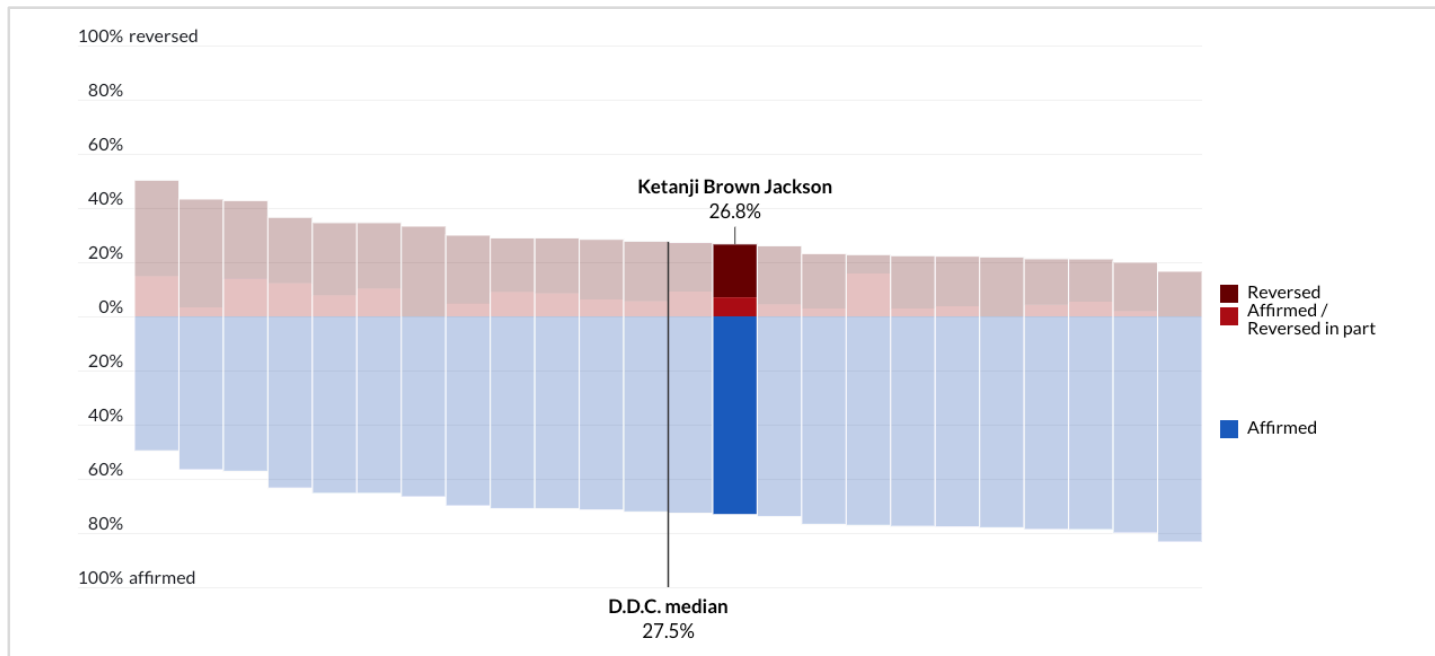
DAMAGES

Judge Jackson awarded total damages of over \$48 million. These damages were primarily driven by \$42 million in torts damages awarded in 2020 in the case of *Doe v. Syrian Arab Republic*. Of these damages, \$31.5 million were punitive damages and \$10.5 million were for pain and suffering.



DISTRICT COURT JUDGE REVERSAL RATES

In the graphic below, each vertical bar represents a district court judge in the D.D.C. As you can see, Judge Jackson’s reversal rate was 26.8%, lower than the median reversal rate of 27.5% in the D.D.C.



This data is from the Lex Machina platform, where users can view judge data in full and create valuable Legal Analytics using unique filters. The Legal Analytics are used for case strategy, such as understanding judge behavior and negotiating the best outcomes for your client. For more information, please contact us at sales@lexmachina.com.

Read about new research by subscribing to our blog (<https://lexmachina.com/blog/>).

This data was gathered from the Lex Machina platform on February 28, 2022.

This datasheet is meant to provide trends and general research information as of the date of publication.